
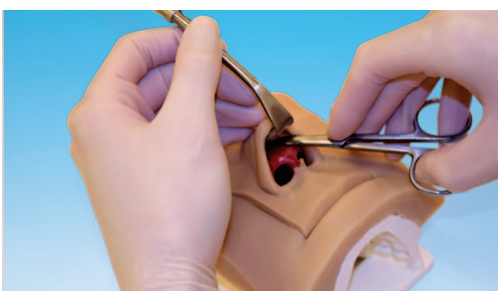
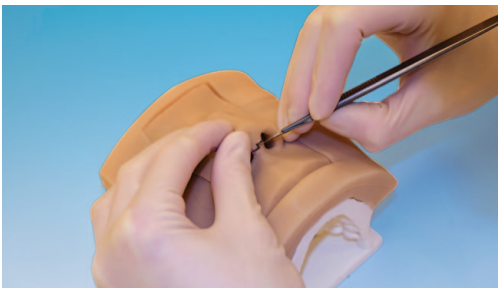


NEW!

Advanced Rhinoplasty Training



リアルな解剖学的構造の鼻形成シミュレータ



SIMPLE CARTRIDGE REPLACEMENT AFTER EVERY USE

Simulare Rhinoplasty Simulator cartridges are available in multiple nasal deformity forms and can be easily replaced in the simulator base unit after each use.



PRODUCT CONFIGURATIONS

The Simulare Rhinoplasty Simulator is available as a stand-alone unit, or configured as a comprehensive training kit that includes the base unit; five cartridges; a full set of surgical instruments; a training video plus additional learning materials; and cartilage harvest simulators for costal cartilage.

SIMULATOR FEATURES

Bony Landmarks	Soft Tissue Structures	Surface Features	Dissection Planes
<ul style="list-style-type: none">● Nasal Bones<ul style="list-style-type: none">- Nasion- Sellion- Kyphion- Rhinion● Anterior Nasal Spine● Piriform rim● Boney Septum<ul style="list-style-type: none">- Perpendicular plate- Vomer- Nasal crest of maxilla● Turbinates: superior, middle and inferior	<ul style="list-style-type: none">● Cartilage<ul style="list-style-type: none">- Upper laterals- Lower laterals- Accessory- Septum● Skin● Subcutaneous fat● Mucoperichondrium● Perichondrium	<ul style="list-style-type: none">● Nasal sill● Ala● Columella● Nasal tip● Nasal Dorsum	<ul style="list-style-type: none">● Nasal cartilage-bone attachment● Mucoperichondrium-nasal cartilage● Cartilage-subcutaneous tissue● Between lower lateral cartilages

HOW TO ORDER

Call toll-free: 1-888-892-9477 or email sales@simularemedical.com.

Simulare product specialists are available for consultation at any time.